











# Addition to 10 - ten frames [12]











Name: .....

Add the numbers. Use the ten frames to make it easier for you to solve the exercise. Choose two different colors to color the dots. Use the first color for the first number and the second color for the second number.











3	+	4	=	7
---	---	---	---	---











2	+	5	=						











3	+	3	=						

4	+	5	=						

7	+	3	=						

2	+	6	=						

